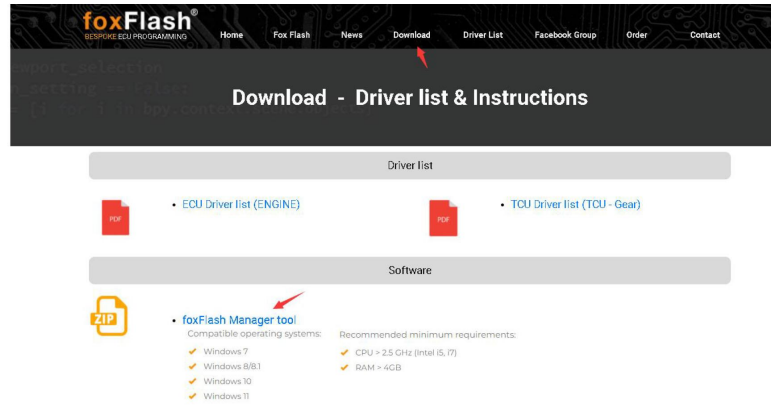


How to use foxFlash Manager and foxFlash software

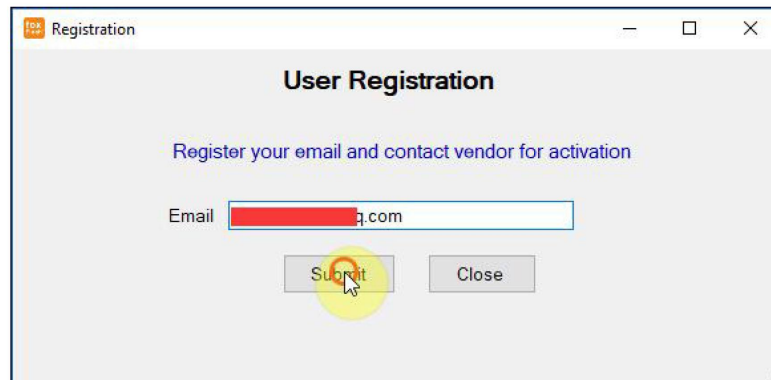
1. Go to <https://www.dfb-technology.com/download.html> download foxFlash Manager app

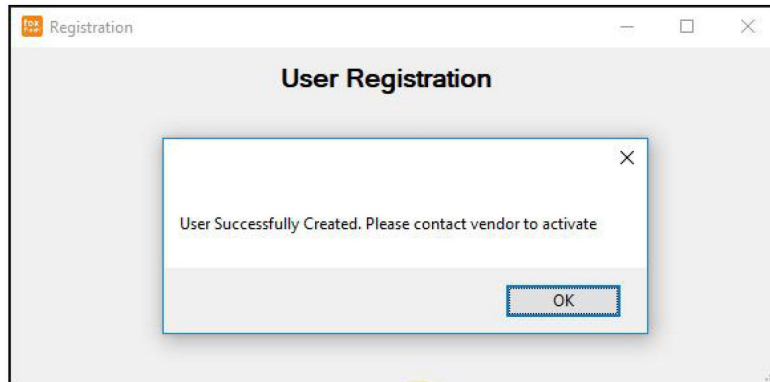


2. install this software on your laptop

Name	Date modified	Type	Size
FoxflashManagerSetup	11/20/2022 7:13 PM	Windows Installer ...	29,988 KB

3. register this app with your email

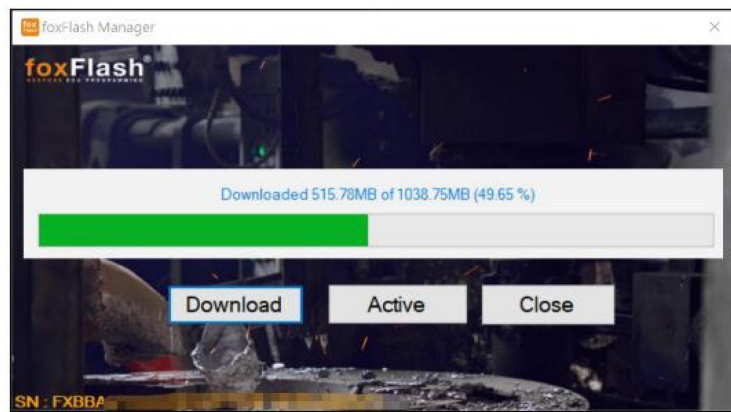
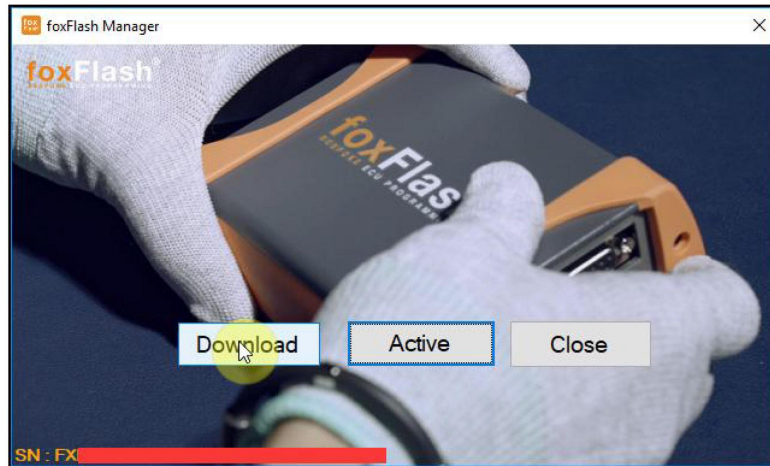




4. input your code which tie on your device , don't spread yours sn to internet , or others guy will try to stolen your tools password



5. connect your foxflash tool to laptop via usb cable then click the download button which in foxFlash app inside



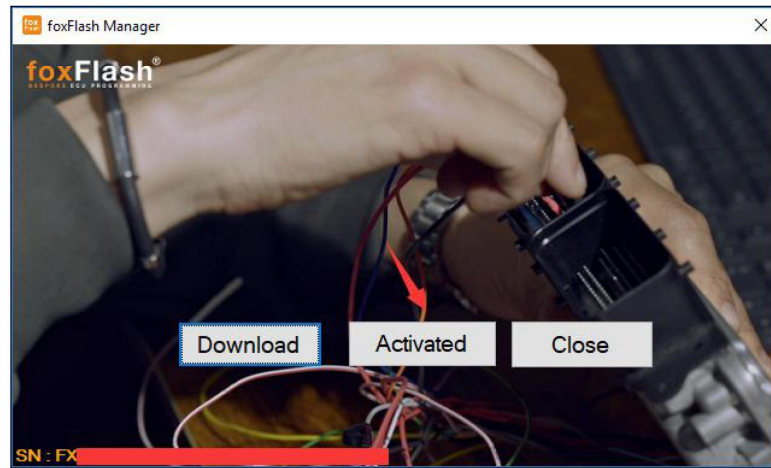
After download finish ,pls open the folder C:\Program Files(x86)\FoxFlash Manager\foxflash\DFB Technology\DFB Tech_DRIVER

Install the drivers

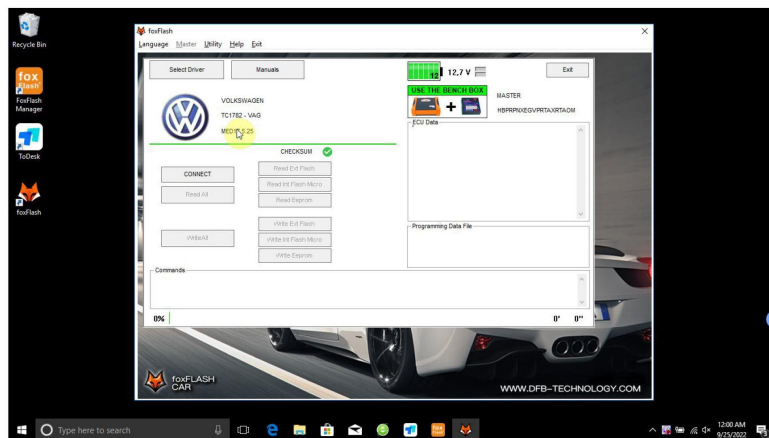
Name	Date modified	Type	Size
amd64	29.09.2022 14:06	File folder	
i386	29.09.2022 14:06	File folder	
dfbibus	19.04.2022 14:39	Security Catalogue	18 KB
dfbibus	19.04.2022 14:29	Setup Information	3 KB
DPInst	15.05.2012 00:41	XML Document	1 KB
dpinst_amd64	07.08.2010 21:50	Application	1,022 KB
dpinst_x86	07.08.2010 21:51	Application	899 KB
ftd2xx	19.04.2022 14:29	C/C++ Header File	51 KB

6. disconnect your foxflash tool , then plugin the usb again

7. click the foxflash manager app active button till activated , then run the foxFlash app in your desktop , then input the password at the windows ,click login .



8. Close your software : click the close button on foxFlash Manager app , then click the foxflash exit button , you totally close ours tool and software .



9. notiy , always run foxflash manager app each time when you need use ours tool

Run it then click the active button , it will keep let the tool access ours server .

Download just need do at the frist time you don't have the software .